

CL800 2V 800Ah(10hr)

The rechargeable batteries are lead-lead dioxide systems. The dilute sulfuric acid electrolyte is absorbed by separators and plates and thus immobilized. Should the battery be accidentally overcharged producing hydrogen and oxygen, special one-way valves allow the gases to escape thus avoiding excessive pressure build-up. Otherwise, the battery is completely sealed and is, therefore, maintenance-free, leak proof and usable in any position.



Battery Construction

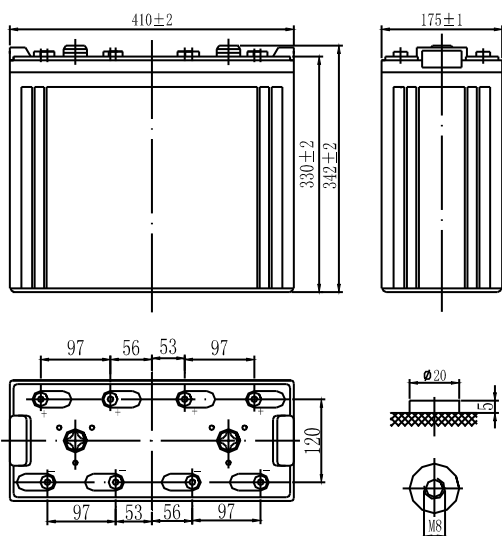
Component	Positive plate	Negative plate	Container	Cover	Safety valve	Terminal	Separator	Electrolyte
Raw material	Lead dioxide	Lead	ABS	ABS	Rubber	Copper	Fiberglass	Sulfuric acid

General Features

- Absorbent Glass Mat (AGM) technology for efficient gas recombination of up to 99% and freedom from electrolyte maintenance or water adding.
- Not restricted for air transport-complies with IATA/ICAO Special Provision A67.
- UL-recognized component.
- Can be mounted in any orientation.
- Computer designed lead, calcium tin alloy grid for high power density.
- Long service life, float or cyclic applications.
- Maintenance-free operation.
- Low self discharge.

Dimensions and Weight

Length(mm / inch).....410 / 16.14
 Width(mm / inch).....175 / 6.89
 Height(mm / inch).....330 / 12.99
 Total Height(mm / inch).....342 / 14.46
 Approx. Weight(Kg / lbs).....57 / 125.7



Performance Characteristics

Nominal Voltage2V
 Number of cell1
 Design Life20 years
 Nominal Capacity 77°F(25°C)
 10 hour rate (80A, 1.8V)..... 800Ah
 5 hour rate (144A, 1.75V)..... 720Ah
 1 hour rate (496A, 1.6V)..... 496Ah
 Internal Resistance
 Fully Charged battery 77°F(25°C) 0.23mOhms
 Self-Discharge
 3% of capacity declined per month at 20°C(average)
 Operating Temperature Range
 Discharge-20~60°C
 Charge-10~60°C
 Storage-20~60°C
 Max. Discharge Current 77°F(25°C)3000A(5s)
 Charge Methods: Constant Voltage Charge 77°F(25°C)
 Cycle use2.35-2.45V
 Maximum charging current 160A
 Temperature compensation.....-5.0mV/°C
 Standby use2.25-2.3V
 Temperature compensation.....-3.3mV/°C

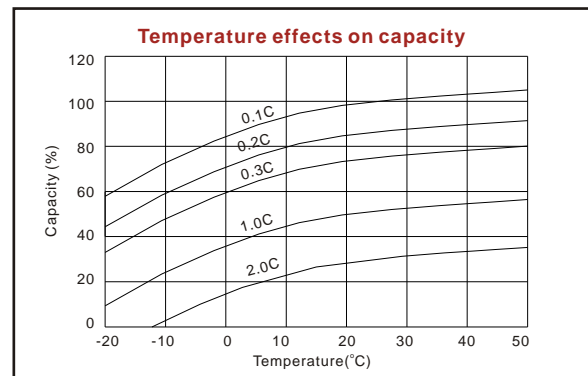
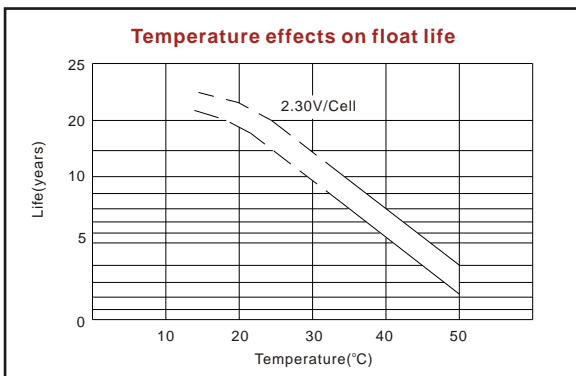
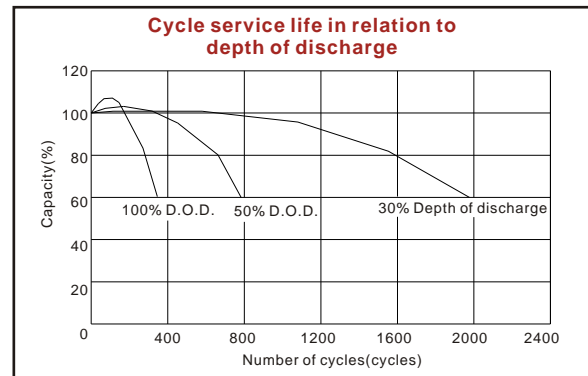
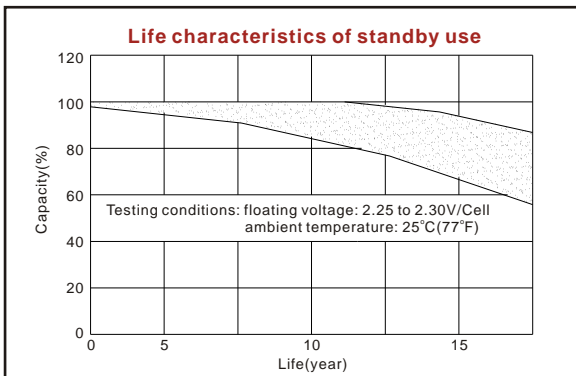
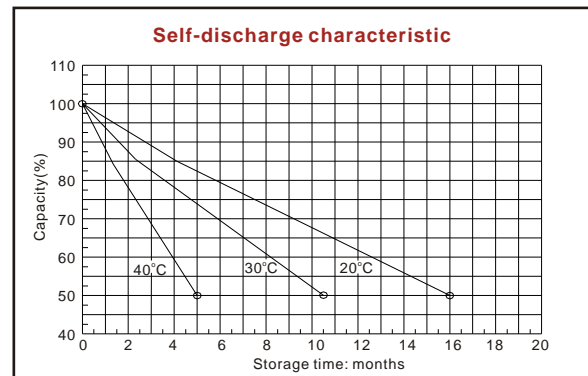
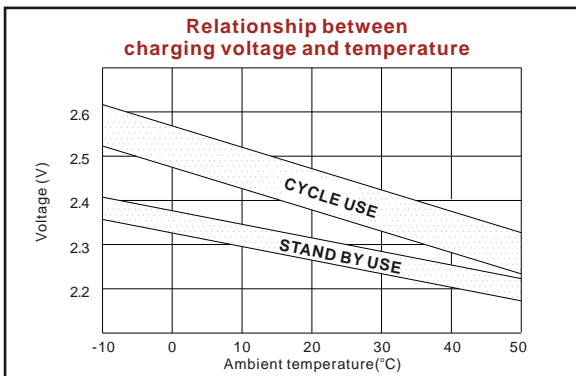
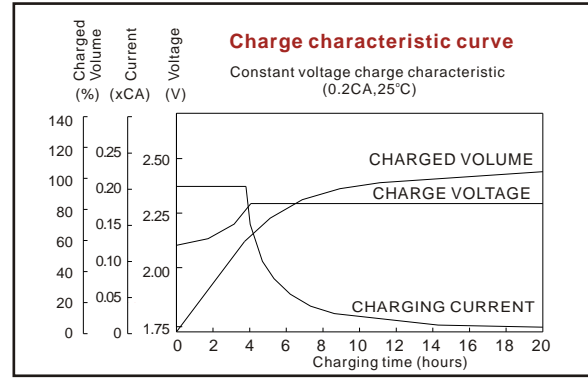
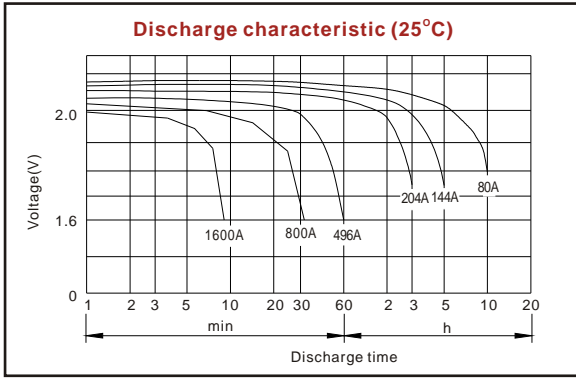
Discharge Constant Current (Amperes at 77°F25°C)

End Point Volts/Cell	10min	15min	30min	45min	1h	3h	5h	10h
1.60V	1576	1281	830	650	496	227	156	86.0
1.65V	1494	1219	793	624	478	220	152	84.9
1.70V	1409	1156	755	597	458	213	148	83.0
1.75V	1322	1091	716	568	439	204	144	81.8
1.80V	1233	1025	676	538	418	195	139	80.0

Discharge Constant Power (Watts at 77°F25°C)

End Point Volts/Cell	10min	15min	30min	45min	1h	2h	3h	5h
1.60V	2394	1995	1497	1133	936	632	451	303
1.65V	2255	1887	1422	1081	896	613	432	298
1.70V	2115	1777	1346	1027	855	594	413	292
1.75V	1975	1667	1267	971	812	575	394	286
1.80V	1837	1557	1189	915	769	556	375	271

(Note)The above characteristics data are average values obtained within three charge/discharge cycles not the minimum values.



ISO9001:2000

MH25860

G4M19906-9202-E-16

www.vision-batt.com

Shenzhen Center Power Tech. Co., Ltd.
 Center Power Industrial Park, Tongfu Industrial District Dapeng Town, 518120 Shenzhen, China
 Tel: (+86-755) 8431 8088 Fax: (+86-755) 8431 8038 E-mail: sales@vision-batt.com