

CT12-155X 12V155Ah

The rechargeable batteries are lead-lead dioxide systems. The dilute sulfuric acid electrolyte is absorbed by separators and plates and thus immobilized. Should the battery be accidentally overcharged producing hydrogen and oxygen, special one-way valves allow the gases to escape thus avoiding excessive pressure build-up. Otherwise, the battery is completely sealed and is, therefore, maintenance-free, leak proof and usable in any position.

Construction

Component	Positive plate	Negative plate	Container	Cover	Safety valve	Terminal	Separator	Electrolyte
Raw material	Lead dioxide	Lead	ABS	ABS	Rubber	Copper	Fiberglass	Sulfuric acid

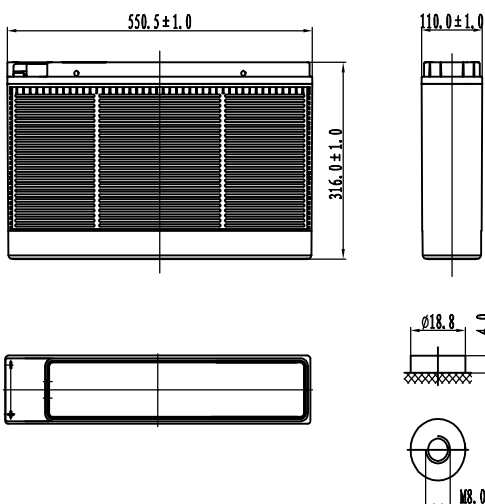
General Features

- Absorbent Glass Mat (AGM) technology for efficient gas recombination of up to 99% and freedom from electrolyte maintenance or water adding.
- Not restricted for air transport-complies with IATA/ICAO Special Provision A67.
- UL-recognized component.
- Can be mounted in any orientation.
- Computer designed lead, calcium tin alloy grid for high power density.
- Long service life, float or cyclic applications.
- Maintenance-free operation.
- Low self discharge.
- Case and cover available in both standard and flame retardant ABS.

Technology Parameter

Battery model	CT12-155X		
Nominal voltage	12V		
Number of cell	6		
Capacity (20°C)	10hR(15.5A, 10.8V)	5hR(28.4A, 10.5V)	1hR(110A, 9.60V)
	155Ah	142Ah	110Ah
Dimensions Max.	Length	Width	Total Height
	551±2 mm	110±2 mm	316±2 mm
Approx. weight	51.5Kg (113.6 lbs)		
Internal resistance	Full charged at 25°C: 4.0mOhms		
Self discharge	3% of capacity declined per month at 20°C (average)		
Operating temperature range	Discharge	Charge	Storage
	-20~60°C	-10~60°C	-20~60°C
Max. discharge current (20°C)	1050A (5s)		
Short circuit current	2650A		

Dimensions



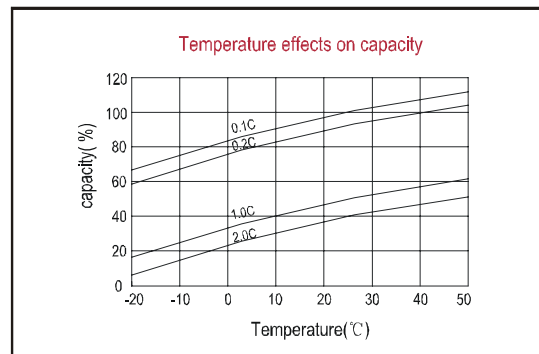
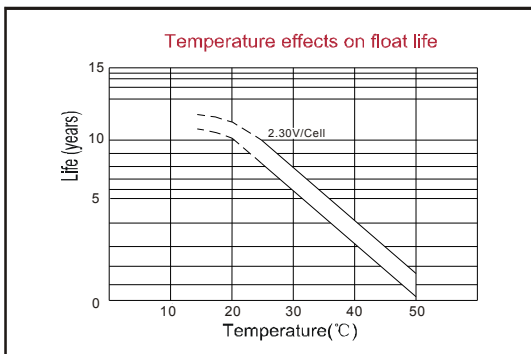
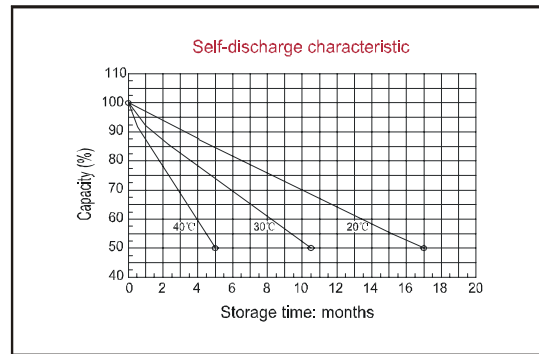
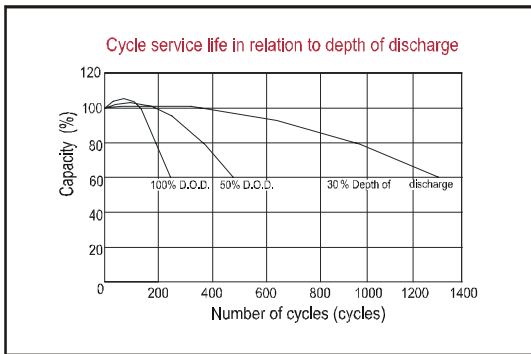
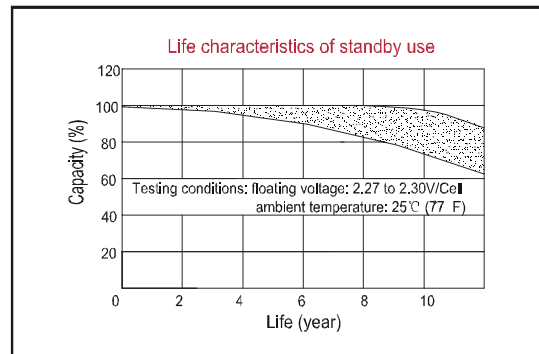
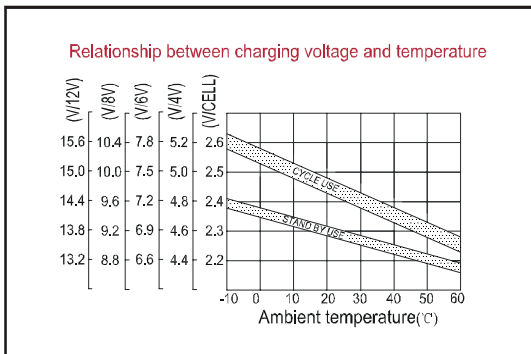
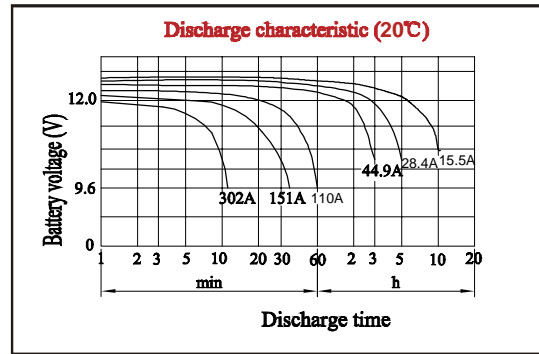
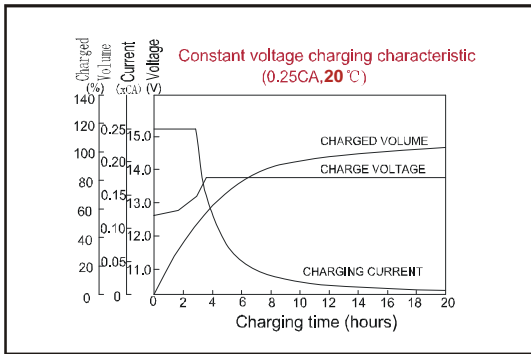
Discharge ratings-amperes at 20°C(77°F)

End Point Volts/Cell	10min	15min	30min	45min	1h	3h	5h	10h
1.60V	315	274	181	139	110	47.6	29.0	15.9
1.65V	290	256	174	135	108	46.7	28.8	15.8
1.70V	265	237	166	131	106	45.8	28.6	15.7
1.75V	240	218	160	127	104	44.9	28.4	15.6
1.80V	215	199	152	122	101	43.9	28.2	15.5

Discharge ratings-watts per cell at 20°C(77°F)

End Point Volts/Cell	10min	15min	30min	45min	1h	2h	3h	5h
1.60V	506	439	303	234	194	121	89.1	58
1.65V	487	426	297	231	192	120	88.2	57.5
1.70V	468	413	291	227	190	119	87.3	56.9
1.75V	448	400	285	223	188	118	86.3	56.3
1.80V	428	387	278	219	185	116	85.3	55.7

(Note)The above characteristics data are average values obtained within three charge/discharge cycles not the minimum values.



Shenzhen Center Power Tech. Co., Ltd.
 Center Power Industrial Park, Tongfu Industrial District Dapeng Town,
 518120 Shenzhen, China
 Tel: +86-755-8431 8088 Fax: +86-755-8431 8038
 Email: sales@vision-batt.com

